

System: Laufschiene untenlaufend, für 1 Holztüre bis 80 kg

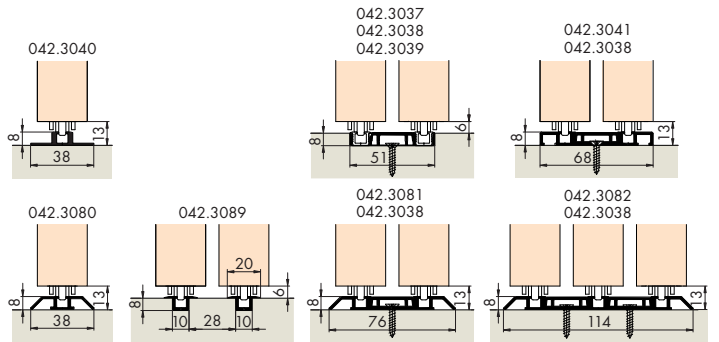
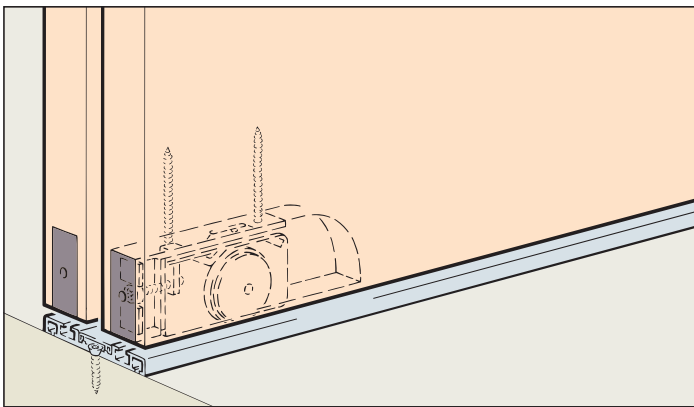
System: Bottom running track, for 1 wooden door up to 80 kg

Système: Rail de roulement à roulement en bas, pour 1 porte en bois jusqu'à 80 kg

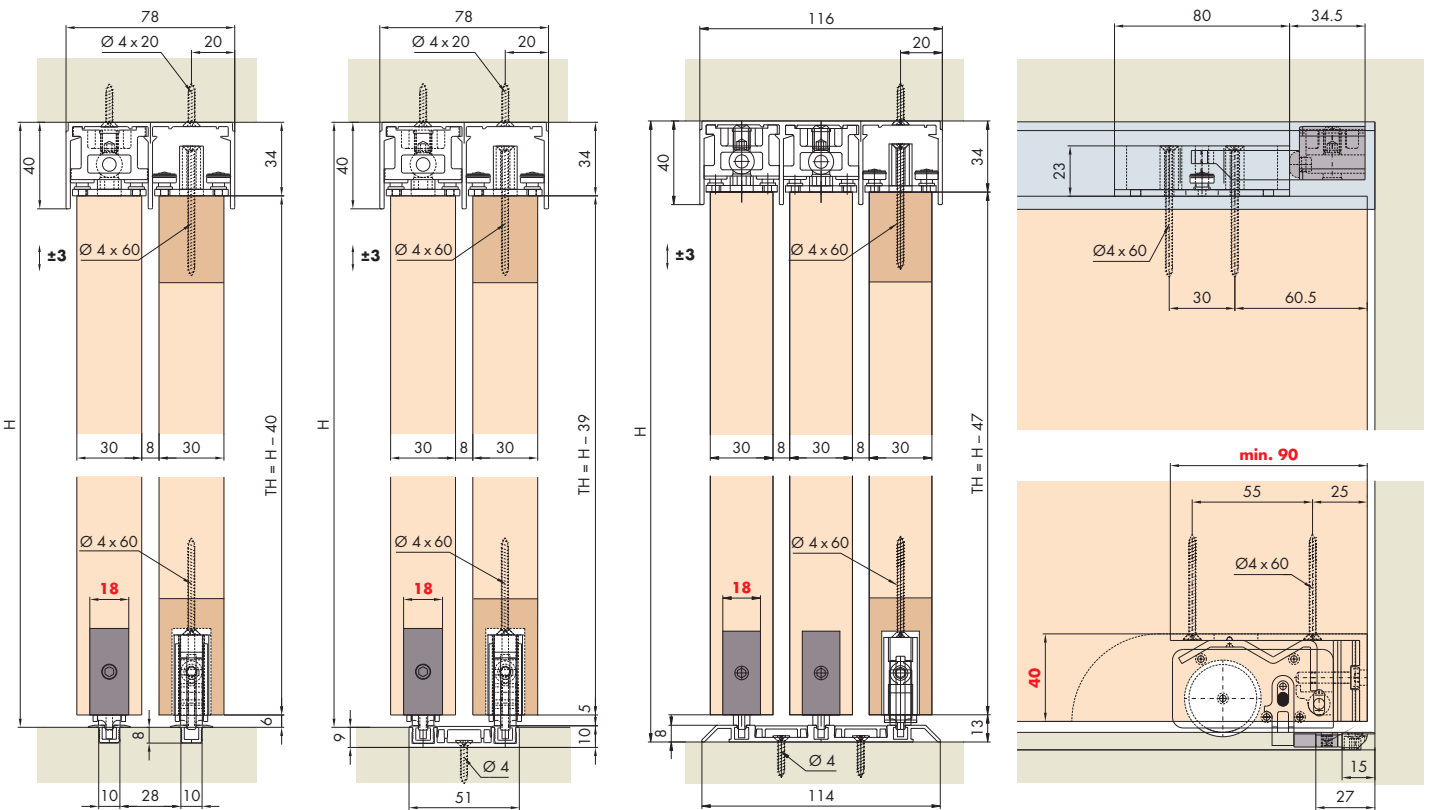
Einbaubeispiele Laufschiene

Mounting examples running track

Exemples de montage rail de roulement



Einbaubeispiele / Mounting examples / Exemples de montage

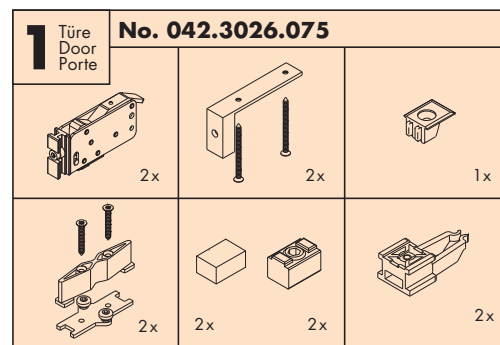


Türbearbeitung = rote Zahlen / Dimensions and drillings for doors = red numbers / Traitement de portes = chiffres rouges

Garnituren / Sets / Garnitures



Türgewichte
Door weights
Poids de portes **48**

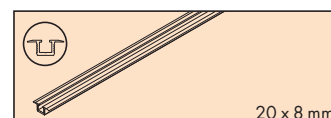


Zubehör / Accessories / Accessoires

Einfachlaufschiene, Alu, eloxiert

Running track, aluminium, anodized
Rail de roulement simple, en alu, anodisé

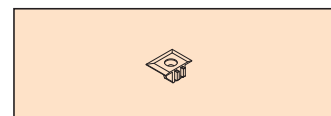
Gr./Size	Art. No.
2500 mm	042.3089.250
3500 mm	042.3089.350
6000 mm	042.3089.600



Schienenendstück, Kunststoff grau, zu 042.3089

Track end piece, plastic grey, for 042.3089
Pièce d'extrémité de rail, plastique gris, pour 042.3089

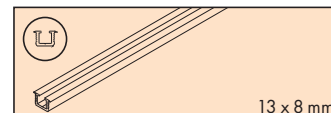
2x	042.3090.081
----	--------------



Einfachlaufschiene, Alu, eloxiert, zu 042.3039

Running track, aluminium, anodized, for 042.3039
Rail de roulement simple, en alu, anodisé, pour 042.3039

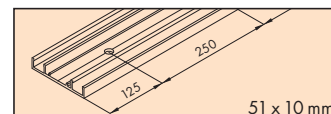
2500 mm	042.3037.250
3500 mm	042.3037.350
6000 mm	042.3037.600



Montageschiene, Alu, eloxiert, gelocht, zu 042.3037

Mounting track, aluminium, anodized, pre-drilled, for 042.3037
Rail de montage, en alu, anodisé, perforé, pour 042.3037

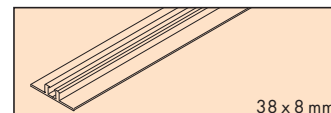
2500 mm	042.3039.250
3500 mm	042.3039.350
6000 mm	042.3039.600



Einfachlaufschiene, Alu, eloxiert

Running track, aluminium, anodized
Rail de roulement simple, en alu, anodisé

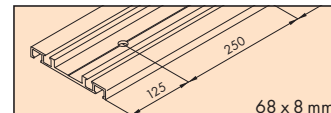
2500 mm	042.3040.250
3500 mm	042.3040.350
6000 mm	042.3040.600



Doppellaufschiene, Alu, eloxiert, gelocht

Dual running track, aluminium, anodized, pre-drilled
Rail de roulement double, en alu, anodisé, perforé

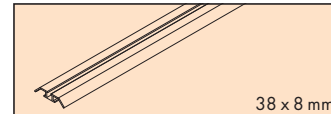
2500 mm	042.3041.250
3500 mm	042.3041.350
6000 mm	042.3041.600



Einfachlaufschiene, Alu, eloxiert, zum Kleben

Running track, aluminium, anodized, for glue fixing
Rail de roulement, en alu, anodisé, à coller

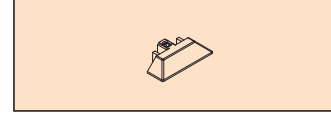
2500 mm	042.3080.250
3500 mm	042.3080.350
6000 mm	042.3080.600



Schienenendstück, Kunststoff grau, zu 042.3080

Track end piece, plastic grey, for 042.3080
Pièce d'extrémité de rail, plastique gris, pour 042.3080


2x	042.3087.081
----	--------------



Doppellaufschiene, Alu, eloxiert, gelocht

Dual running track, aluminium, anodized, pre-drilled
Rail de roulement double, en alu, anodisé, perforé

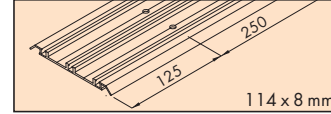
2500 mm	042.3081.250
3500 mm	042.3081.350
6000 mm	042.3081.600



Dreifachlaufschiene, Alu, eloxiert, gelocht

Triple guide track, aluminium, anodized, pre-drilled
Rail de guidage triple, en alu, anodisé, perforé

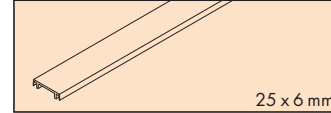
2500 mm	042.3082.250
3500 mm	042.3082.350
6000 mm	042.3082.600



Clip-Abdeckung, Alu, eloxiert, zu 042.3039/3041/3081/3082

Clip cover, aluminium, anodized, for 042.3039/3041/3081/3082
Cache à clipser, en alu, anodisé, pour 042.3039/3041/3081/3082

2500 mm	042.3038.250
3500 mm	042.3038.350
6000 mm	042.3038.600



Fortsetzung / Continued / Suite de **40**

Technische Daten / Technical data / Caractéristiques techniques: **49**

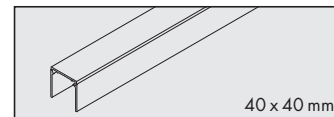
Fortsetzung von / Continued from / Suite de [☞ 29+35](#)

Zubehör / Accessories / Accessoires

Einfachführungsschiene, Alu, eloxiert

Single guide track, aluminium, anodized
Rail de guidage simple, en alu, anodisé

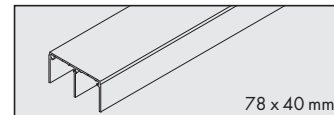
Gr./Size	Art. No.
2500 mm	042.3049.250
3500 mm	042.3049.350
6000 mm	042.3049.600



Doppelführungsschiene, Alu, eloxiert

Dual guide track, aluminium, anodized
Rail de guidage double, en alu, anodisé

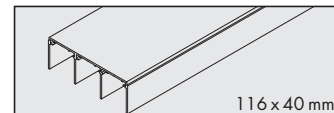
2500 mm	042.3011.250
3500 mm	042.3011.350
6000 mm	042.3011.600



Dreifachführungsschiene, Alu, eloxiert

Triple guide track, aluminium, anodized
Rail de guidage triple, en alu, anodisé

2500 mm	042.3085.250
3500 mm	042.3085.350
6000 mm	042.3085.600

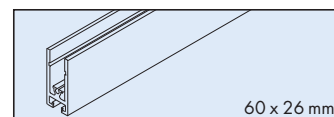


EKU-DIVIDO 80 Rahmen / Frame / Cadre

Rahmenprofil horizontal, Alu, eloxiert

Frame profile horizontal, aluminium, anodized
Profil cadre horizontal, en alu, anodisé

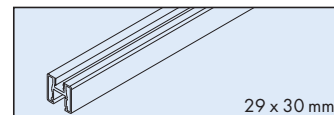
2500 mm	042.3000.250
3500 mm	042.3000.350
6000 mm	042.3000.600



Rahmenprofil vertikal, Alu, eloxiert

Frame profile vertical, aluminium, anodized
Profil cadre vertical, en alu, anodisé

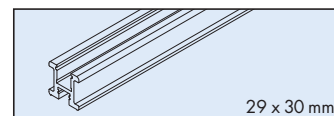
2500 mm	042.3001.250
3000 mm	042.3001.300
6000 mm	042.3001.600



Rahmenprofil mit Griff vertikal, Alu, eloxiert

Frame profile with handle vertical, aluminium, anodized
Profil cadre avec poignée vertical, en alu, anodisé

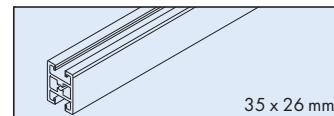
2500 mm	042.3083.250
3000 mm	042.3083.300
6000 mm	042.3083.600



Rahmensprosse, Alu, eloxiert, für Frontunterteilung

Frame profile, aluminium, anodized, for front subdivision
Meneau cadre, en alu, anodisé, pour division frontale

2500 mm	042.3007.250
3500 mm	042.3007.350
6000 mm	042.3007.600



EKU SONDERZUBEHÖR

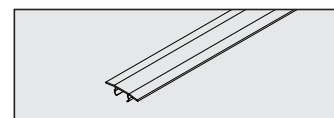
Special accessories | Accessoires spéciaux

EKU-DIVIDO 100 obenlaufend / top running / à roulement en haut

Einwegabdeckung, Kunststoff, für Laufschienen

Disposable cover, plastic, for running tracks
Recouvrement des rails à usage unique, plastique, pour rails de roulement

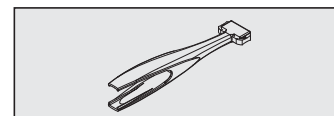
2000 mm	057.3098.001
---------	--------------



Schienenreiniger, Kunststoff grau

Track cleaner, plastic grey
Nettoyant pour rails, plastique gris

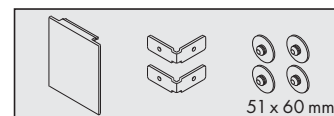
📦 1x	057.3099.071
------	--------------



Blendenendstück-Set, Alu, eloxiert, für Wandmontage

Panel end component set aluminium, anodized, for wall mounting
Jeu d'extrémités de cache en alu, anodisé, pour montage mural

📦 1x	042.3028.075
------	--------------



EKU-DIVIDO 80 untenlaufend / bottom running / à roulement en bas

Zwischenstopper, Kunststoff grau, zu GR, H

Intermediate stop, plastic grey, for GR, H
Butée intermédiaire, plastique gris, pour GR, H

📦 1x	042.3031.071
------	--------------

